



THE HOME of HERVEY BAY ART SOCIETY

UPCOMING EVENTS

JANUARY

Gallery Workspace Reopens – Wed 3rd JAN

“ANIMAL ATTRACTIONS”

Competition Entries in by 10:30AM Friday 5th JAN.

Presentation & BBQ at Noon Friday, 12th JAN.

GENERAL WORKS

INSTALLATION Entries in by 10:30am Friday, 19th Jan.

FEBRUARY

‘KALEIDOSCOPE of COLOUR’ monthly art competition - Entries in by 10:30am Friday 9th FEB.

Presentation & BBQ at Noon Friday, 16th FEB.

GENERAL WORKS

INSTALLATION in by 10:30am Friday 23rd Feb

MARCH

‘FIGURATIVE & PORTRAITURE’ monthly art competition - Entries in by 10:30am Friday 8th MARCH.

‘MINIATURES & SMALL WORKS’

MONTHLY COMPETITION for **DECEMBER 2023**



MINIATURES

1st Prize: ROLF SIEBER for “Anchoring at K’Gari” Acrylics (below)



SMALL WORKS

1st Prize: GIOIA SMALL for “A Pear or Two” Mixed (below)



PICTURE FRAMING

Contact Alan Muir
2/67 Main Street Pialba
PH: 4128 2911



Our longterm sponsor, Alan Muir from OUT of the SQUARE Picture Framing has increased his sponsorship to \$1000 +\$50 voucher/month ‘GOLD LEVEL’ Sponsor - Thank you!



MINIATURES

2ND PRIZE: MARG RIGGS for "Fraser Island Creeper" Watercolour (above)



SMALL WORKS

2ND PRIZE: ROLF SIEBER for "Sunrise at Nikenbah" Acrylics (above)



SMALL WORKS

HIGHLY COMMENDED: Josephine Baddeley for "Inferno" Acrylics (above)




MINIATURES

2ND PRIZE: ANN BEACH for "Chookies" Oils (above)



MINIATURES

HIGHLY COMMENDED: Lynn Harris for "Candy Puff" Scratch Art (left)



SMALL WORKS

HIGHLY COMMENDED: Trish Thistleton for "Colossus"



MINIATURES

COMMENDED: Tom Nott for "Outback Morning Light" Watercolour (above)



MINIATURES

COMMENDED: Josephine Baddeley for "Sunset at Sandy Dunes" Acrylics (above)



SMALL WORKS

Encouragement Award to Armella Pratt for "Nubien Princess" Mixed (above)



MINIATURES

Encouragement Award to Hans Sipsma for 'Hervey Bay' Watercolour & Crayon (Above)

Home of Hervey Bay Art Society



PRESIDENT'S REPORT for DECEMBER

What a strong end to a fabulous year. HBAS has the largest number of artworks for a monthly competition and general section ever. Currently being displayed are 41 Minatures, 57 Small Works and 86 General Artworks. I must also add that each of these 184 artworks has been installed to best effect. Well done to Lorraine Romaior & the Installation Team. This current display will be up until 5th January so bring your friends in to see a smorgasbord for the eyes. There is something for everyone here.

Nearly sixty of us enjoyed a fun-filled and entertaining lunch for our 2023 HBAS Break-up. Josephine Baddeley was inducted into the Life Member Hall of Fame with all the pomp & ceremony it deserved. Josephine sure does wear a lot of hats. Rolf Sieber was thanked for his twenty years of service to the executive of HBAS. We will still be picking his very knowledgeable brain. The food was excellent and both the quiz sessions and Secret Santa were entertaining. Karen Hagger-Peen has taken over the mantle of Raffle Queen after winning three of the six prizes for our multi draw raffle. Congratulations to all our winners who have now collected all the prizes.

The HBAS executive advises that non-member payment is now \$15 per session (the first increase in over 8 years). Members still pay \$7 per session unless a special arrangement is made. Convenors could you please remind non-members of this increase for 2024.

Two Special Workshops happen in the first quarter, Jillanne Cahill (Acrylics) and Lyn Diefenbach (Pastels). Due to space limitations fifteen attendees is the limit. Get in early with your payment or you may miss out this time. We are endeavouring to have four out-of-town providers and two or three local providers of special workshops in 2024. Keep tuned in to our newsletters, website & Facebook/Instagram pages for future updates.


The workspace will be closed from 20th December until Tuesday 2nd January. However, the display area of Gallery 5 will be open to the public depending on volunteer availability. If you can cover a session contact Meg Ryan on . HBAS re-opens the morning of Wednesday, 3rd January for a Social Art Session. Art classes will resume from Thursday 4th January. I am looking forward to the continued improvement of artwork being entered and displayed at Gallery 5 next year. The January topic is Animal Attractions, February is Kaleidoscope of Colours and March is Figurative & Portraiture. Each topic will be explored in Art Classes in the month prior.

Remember this is your Art Society and we welcome hearing your ideas or concerns. Please contact me via text on 4127244242 or email at brose60@hotmail.com as the need arises. If you wish to lodge a suggestion or a complaint send it in writing to the HBAS email: herveybayartsociety@bigpond.com for the executive to investigate.



Mark Brose
HBAS President






Riley's

PIZZA

Riley's Pizza Phone: 4124 4240
1/174 BOAT HARBOUR DRIVE



GALLERY 5 A Place to Grow

NEW ROUND of **BASIC ART SKILLS** classes starts 8th January. **EACH MONDAY** between 12:30-3pm learn to draw in proportion & use colour effectively - costs: \$7 for members, \$15 non-members.

Wide Bay Gallery

Conservation
Master Picture Framers
Bette Phillips
228 ADELAIDE STREET
MARYBOROUGH QLD 4650
(07) 4122-1858
Email: wbgallery@bigpond.com
www.artmaterialsupplies.com

- ◆ BIGGEST ART MATERIALS SUPPLIER NORTH OF BRISBANE.
- ◆ JOIN OUR ART ESSENCE CLUB AND GET 10% DISCOUNT.
- ◆ SHOP IN PERSON, OR BY PHONE AND HAVE MATERIALS FREIGHTED TO YOUR DOOR

SILVER LEVEL SPONSOR

THANK YOU for your SUPPORT, BETTY



RealWay
PROPERTY CONSULTANTS

Real Service Real Results **RealWay** www.RealWay.com.au

GOLD LEVEL SPONSOR

Home of Hervey Bay Art Society

WEEKLY ART CLASSES

DAY & TIME	SESSION	TUTOR/ CONVENOR
Monday 9am-noon	Social Art Group 1	Marianne Bayer &
Monday 12:30-3:15	BASIC ART SKILLS L1	Mark Brose 0427244242
Tuesday 9am - Noon	U3A Art Group	Weekly Booking
Tuesday 12:30 - 3pm	BEYOND BASICS L2	Mark Brose 0427244242
Wednesday 9am-noon	Social Art Group 2	Carole Rowe 0427001414
Wednesday 12:30-3:15pm	NEXT STEPS Intermediate L3	Mark Brose 0427244242
Thursday 9am-noon	Social Art Group 3	Lyn Harris 0401767127
1st & 3rd Thursday	Life Drawing 12:30-3:30pm	Katherine Walsh 0417999133
2nd & 4th Thurs Noon-3pm	Printmaking	Carol Mitchell 0407058156
Friday 9am-noon	Acrylics & Oils	Rolf Sieber 0428664290
Friday 9am-noon	Drawing Skills	Mark Brose 0427244242
EACH SESSION	\$7 for Members	\$15 for Non-members



KALEIDOSCOPE of COLOUR

A Kaleidoscope creates patterns by breaking up **light** into different light waves and then into shapes. The word also implies a combination of colours that create a **feast for the eyes** while still remaining pleasing to the eye. No you do not have to stick to patterns or use every colour in the rainbow but this topic is about **making colour the hero** of your artwork. Use your knowledge of **colour theory and composition** to create your piece of something special.

- How can I use complementary colours to best effect? Do I use Opposites (strong) or Split Complementary (slightly more subtle)?
- Which colour scheme best portrays my subject the way I wish? Triad? Tetradic - square or rectangle? Analogous - side by side?
- How will I use each colour to attract and direct the viewer through my artwork? The amount? The position?
- Think about colour combinations that will be impactful without being too gaudy.
- Remember, the colours you use do not have to be realistic they just have to stay true to the values you want in your composition.

LIGHT



SHAPE

INTENSITY

CONTRAST

PATTERN

DIRECTION





Russell Clark Enterprises
Quality Homes & Construction




SMALL WORKS

COMMENDED: MARG RIGGS for
“Fraser Island Creeper” Watercolour
(above)





SMALL WORKS

COMMENDED: Julie Duncan for
“Bits & Bobs” Mixed (above)



GOLD LEVEL SPONSOR



Donation from Norma Postle:

Two hardbound reference books on the tribes of Africa are to be added to our reference library for members to use at the gallery.
Thank you to Chris & Norma.

2024 MONTHLY TOPICS

- JAN - ANIMAL ATTRACTIONS
- FEB - KALEIDOSCOPE of COLOUR
- MARCH - FIGURATIVE AND PORTRAITURE
- APRIL - BOATS / WHARFS / MARINAS
- MAY - COMMUNITY Special Exhibition (TBA)
- JUNE - ABSTRACTIONS
- JULY - TREMENDOUS TREES
- AUG - STREETSCAPES
- SEPT - FABULOUS FLORALS
- OCT - SENSATIONAL SKIES
- NOV - ANNUAL MEMBERS' EXHIBITION
- DEC - MINIATURES & SMALL WORKS

2025 MONTHLY TOPICS

- JAN - SEASCAPES
- FEB - PRINTMAKING & COLLAGE
- MARCH - BIRDS of a FEATHER
- APRIL - ANNUAL MEMBERS' EXHIBITION
- MAY - SEASONS
- JUNE - OUTBACK AUSTRALIA
- JULY - IMPRESSIONS of IMPRESSIONISM
- AUG - COMMUNITY Special Exhibition (TBA)
- SEPT - BOTANICALS
- OCT - SCENES of HERVEY BAY
- NOV - STILL LIFE
- DEC - MINIATURES & SMALL WORKS

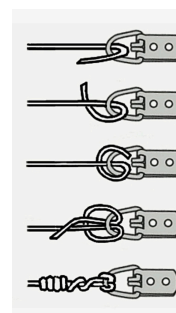


ENTERING AN ARTWORK at GALLERY 5


It is quite a thrill to have our work displayed in a gallery. As the end purpose is to hopefully sell that artwork, each artist has a responsibility to have each artwork ready for sale. There are two components to preparing your artwork for entry:



1. Making it suitable for installation at the gallery. This means you must have the proper 'D' hooks securely attached to your artwork. A strong string or wire must be securely strung between the 'D' hooks for the artwork to be lifted to be installed.



2. Having it fully ready for a purchaser to use in their home. If your artworks has a frame and glass ensure that the glass is stable and the backing board is securely attached. The gap between the backing board and the frame must be sealed with a reasonable tape to keep out moisture and insects. Frames should be in good strong condition with no unnecessary scratches or dents. So if using a second-hand frame, fix it up first. The 'D' hooks and wire allow the purchaser to hang it on their wall without adding anything to the artwork. If your artworks does not require a frame, ensure that each edge of your piece is properly finished with the medium you have chosen. You want it presented for sale and/or for judging. Presentation is a necessary part of delivering an artwork that can be sold today and put in their home - other than a picture hook, nothing else required.



3. If your piece is 3D or mixed media, it should be finished and sealed for purpose. E.G. paper mixed media should be under glass or sealed with an epoxy or suitable clear sealant. This assists with ease of cleaning while protecting the artwork.



Fraser Coast

REGIONAL COUNCIL



Location
2/401 Charlton Esplanade
Torquay Hervey Bay, QLD

Phone
(07) 4194 0987

Email Address
hairdeparishb@gmail.com



GEORGE SEYMOUR
PATRON of HBAS



ADRIAN TANTARI
Member for Hervey Bay

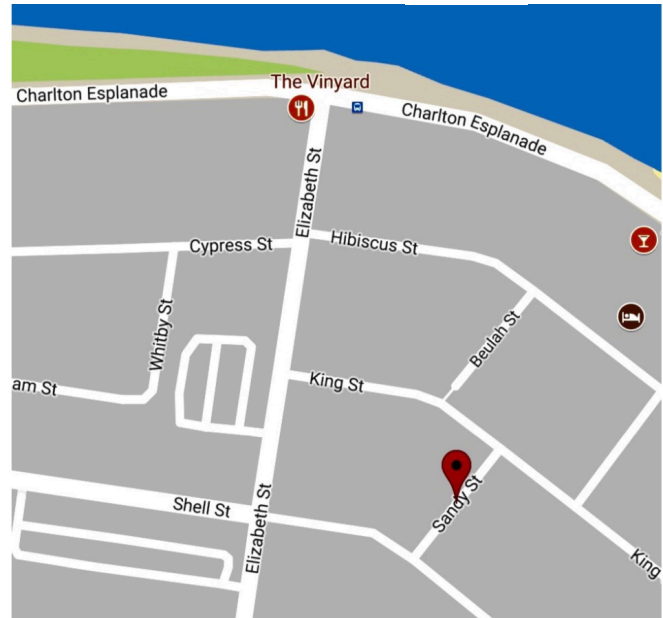


PRESENTATION & BARBEQUE

FRIDAY 12th JAN

Noon

Bring a gold coin so we can continue to improve the quality of what is on offer.



Hervey Bay Art Society Inc

Patron: Cr George Seymour

Management Committee

President: Mark Brose 0427 244 242
Vice-President: Jill Byrnes 0418 935 257
Secretary: Jane Backhaus 0419 754 807
Treasurer: Jacquie Boyle 0417 788 460

Hervey Bay Art Society

5 Sandy Street, Urangan,
Queensland 4655
P.O. Box 7321, Urangan, Qld 4655
Office hours: Friday 9am to 12pm
P: (07) 4124 9200



E: herveybayartsociety@bigpond.com
W: www.herveybayartsociety.org.au